



Usr: subplaneacion
Rep: rptEstadoPresupuestoEgresos

Instituto Tecnológico Superior de Tepeaca Estado de Puebla

Estado del Ejercicio del Presupuesto por Capítulo del Gasto Al 31/dic/2020

Fecha y hora de Impresión | 14/ene/2021
04:15 p.m.

Objeto del Gasto		Aprobado	Ampliaciones / (Reducciones)	Presupuesto Vigente	Comprometido	Presupuesto Disponibile para Comprometer	Devengado	Comprometido No Devengado	Presupuesto Sin Devengar	Ejercido	Pagado	Cuentas por Pagar Deuda
1000	SERVICIOS PERSONALES	\$35,820,835.09	\$1,842,828.13	\$37,663,663.22	\$37,663,663.22	\$0.00	\$37,663,663.22	\$0.00	\$0.00	\$37,663,663.22	\$34,649,634.41	\$3,014,028.81
1100	REMUNERACIONES AL PERSONAL DE CARÁCTER PE	\$21,417,662.71	-\$351,894.02	\$21,065,768.69	\$21,065,768.69	\$0.00	\$21,065,768.69	\$0.00	\$0.00	\$21,065,768.69	\$21,065,768.69	\$0.00
1130	Sueldos base al personal permanente	\$21,417,662.71	-\$351,894.02	\$21,065,768.69	\$21,065,768.69	\$0.00	\$21,065,768.69	\$0.00	\$0.00	\$21,065,768.69	\$21,065,768.69	\$0.00
1131	Sueldo Base al Personal de Base	\$21,417,662.71	-\$351,894.02	\$21,065,768.69	\$21,065,768.69	\$0.00	\$21,065,768.69	\$0.00	\$0.00	\$21,065,768.69	\$21,065,768.69	\$0.00
1300	REMUNERACIONES ADICIONALES Y ESPECIALES	\$4,719,805.22	\$463,606.15	\$5,183,411.37	\$5,183,411.37	\$0.00	\$5,183,411.37	\$0.00	\$0.00	\$5,183,411.37	\$5,183,411.37	\$0.00
1310	Primas por años de servicios efectivos prestados	\$763,605.12	\$112,450.77	\$876,055.89	\$876,055.89	\$0.00	\$876,055.89	\$0.00	\$0.00	\$876,055.89	\$876,055.89	\$0.00
1311	Primas por años de servicios efectivos prestados	\$763,605.12	\$112,450.77	\$876,055.89	\$876,055.89	\$0.00	\$876,055.89	\$0.00	\$0.00	\$876,055.89	\$876,055.89	\$0.00
1320	Primas de vacaciones, dominical y gratificación de fin de :	\$3,956,200.10	\$351,155.38	\$4,307,355.48	\$4,307,355.48	\$0.00	\$4,307,355.48	\$0.00	\$0.00	\$4,307,355.48	\$4,307,355.48	\$0.00
1321	Primas de vacaciones y Dominical	\$1,354,950.04	\$91,894.69	\$1,446,844.73	\$1,446,844.73	\$0.00	\$1,446,844.73	\$0.00	\$0.00	\$1,446,844.73	\$1,446,844.73	\$0.00
1322	Gratificación de fin de año	\$2,601,250.06	\$259,260.69	\$2,860,510.75	\$2,860,510.75	\$0.00	\$2,860,510.75	\$0.00	\$0.00	\$2,860,510.75	\$2,860,510.75	\$0.00
1400	SEGURIDAD SOCIAL	\$5,223,286.84	\$862,114.84	\$6,085,401.68	\$6,085,401.68	\$0.00	\$6,085,401.68	\$0.00	\$0.00	\$6,085,401.68	\$5,295,660.47	\$789,741.21
1410	Aportaciones de seguridad social	\$4,591,523.32	\$439,354.09	\$5,030,877.41	\$5,030,877.41	\$0.00	\$5,030,877.41	\$0.00	\$0.00	\$5,030,877.41	\$5,030,877.41	\$0.00
1411	Aportaciones de seguridad social	\$4,591,523.32	\$439,354.09	\$5,030,877.41	\$5,030,877.41	\$0.00	\$5,030,877.41	\$0.00	\$0.00	\$5,030,877.41	\$5,030,877.41	\$0.00
1420	Aportaciones a fondos de vivienda	\$240,757.68	\$24,025.38	\$264,783.06	\$264,783.06	\$0.00	\$264,783.06	\$0.00	\$0.00	\$264,783.06	\$264,783.06	\$0.00
1421	Aportaciones a fondos de vivienda	\$240,757.68	\$24,025.38	\$264,783.06	\$264,783.06	\$0.00	\$264,783.06	\$0.00	\$0.00	\$264,783.06	\$264,783.06	\$0.00
1430	Aportaciones al sistema para el retiro	\$391,005.84	\$398,735.37	\$789,741.21	\$789,741.21	\$0.00	\$789,741.21	\$0.00	\$0.00	\$789,741.21	\$0.00	\$789,741.21
1431	Aportaciones al sistema para el retiro	\$391,005.84	\$398,735.37	\$789,741.21	\$789,741.21	\$0.00	\$789,741.21	\$0.00	\$0.00	\$789,741.21	\$0.00	\$789,741.21
1500	OTRAS PRESTACIONES SOCIALES Y ECONÓMICAS	\$3,683,833.72	\$663,313.67	\$4,347,147.39	\$4,347,147.39	\$0.00	\$4,347,147.39	\$0.00	\$0.00	\$4,347,147.39	\$2,137,288.35	\$2,209,859.04
1520	Indemnizaciones	\$1,700,000.00	\$640,683.43	\$2,340,683.43	\$2,340,683.43	\$0.00	\$2,340,683.43	\$0.00	\$0.00	\$2,340,683.43	\$130,824.39	\$2,209,859.04
1521	Indemnizaciones	\$1,700,000.00	\$640,683.43	\$2,340,683.43	\$2,340,683.43	\$0.00	\$2,340,683.43	\$0.00	\$0.00	\$2,340,683.43	\$130,824.39	\$2,209,859.04
1590	Otras prestaciones sociales y económicas	\$1,983,833.72	\$22,630.24	\$2,006,463.96	\$2,006,463.96	\$0.00	\$2,006,463.96	\$0.00	\$0.00	\$2,006,463.96	\$2,006,463.96	\$0.00
1591	Otras prestaciones sociales y económicas	\$1,983,833.72	\$22,630.24	\$2,006,463.96	\$2,006,463.96	\$0.00	\$2,006,463.96	\$0.00	\$0.00	\$2,006,463.96	\$2,006,463.96	\$0.00
1700	PAGO DE ESTÍMULOS A SERVIDORES PÚBLICOS	\$776,246.60	\$205,687.49	\$981,934.09	\$981,934.09	\$0.00	\$981,934.09	\$0.00	\$0.00	\$981,934.09	\$967,505.53	\$14,428.56
1710	Estímulos	\$776,246.60	\$205,687.49	\$981,934.09	\$981,934.09	\$0.00	\$981,934.09	\$0.00	\$0.00	\$981,934.09	\$967,505.53	\$14,428.56
1711	Estímulos	\$776,246.60	\$205,687.49	\$981,934.09	\$981,934.09	\$0.00	\$981,934.09	\$0.00	\$0.00	\$981,934.09	\$967,505.53	\$14,428.56
2000	MATERIALES Y SUMINISTROS	\$2,471,799.42	\$960,658.97	\$3,432,458.39	\$3,432,458.39	\$0.00	\$3,432,458.39	\$0.00	\$0.00	\$3,432,458.39	\$3,432,458.40	-\$0.01
2100	MATERIALES DE ADMINISTRACIÓN, EMISIÓN DE DOC	\$633,544.83	-\$111,596.14	\$521,948.69	\$521,948.69	\$0.00	\$521,948.69	\$0.00	\$0.00	\$521,948.69	\$521,948.69	\$0.00
2110	Materiales, útiles y equipos menores de oficina	\$175,000.00	-\$17,436.34	\$157,563.66	\$157,563.66	\$0.00	\$157,563.66	\$0.00	\$0.00	\$157,563.66	\$157,563.66	\$0.00
2111	Materiales, útiles y equipos menores de oficina	\$175,000.00	-\$17,436.34	\$157,563.66	\$157,563.66	\$0.00	\$157,563.66	\$0.00	\$0.00	\$157,563.66	\$157,563.66	\$0.00
2120	Materiales y útiles de impresión y reproducción	\$29,858.40	-\$29,858.40	\$0.00	\$0.00	\$0.00	\$0.00	\$0.00	\$0.00	\$0.00	\$0.00	\$0.00
2121	Materiales y útiles de impresión y reproducción	\$29,858.40	-\$29,858.40	\$0.00	\$0.00	\$0.00	\$0.00	\$0.00	\$0.00	\$0.00	\$0.00	\$0.00
2140	Materiales, útiles y equipos menores de tecnologías de la	\$53,421.56	\$16,585.46	\$70,007.02	\$70,007.02	\$0.00	\$70,007.02	\$0.00	\$0.00	\$70,007.02	\$70,007.02	\$0.00
2141	Materiales, útiles y equipos menores de tecnologías de la	\$53,421.56	\$16,585.46	\$70,007.02	\$70,007.02	\$0.00	\$70,007.02	\$0.00	\$0.00	\$70,007.02	\$70,007.02	\$0.00
2150	Material impreso e información digital	\$75,000.00	\$11,117.22	\$86,117.22	\$86,117.22	\$0.00	\$86,117.22	\$0.00	\$0.00	\$86,117.22	\$86,117.22	\$0.00
2151	Material impreso e información digital	\$75,000.00	\$11,117.22	\$86,117.22	\$86,117.22	\$0.00	\$86,117.22	\$0.00	\$0.00	\$86,117.22	\$86,117.22	\$0.00



Usr: subplaneacion
Rep: rptEstadoPresupuestoEgresos

Instituto Tecnológico Superior de Tepeaca Estado de Puebla

Estado del Ejercicio del Presupuesto por Capítulo del Gasto Al 31/dic/2020

Fecha y hora de Impresión | 14/ene/2021
04:15 p.m.

Objeto del Gasto		Aprobado	Ampliaciones / (Reducciones)	Presupuesto Vigente	Comprometido	Presupuesto Disponibile para Comprometer	Devengado	Comprometido No Devengado	Presupuesto Sin Devengar	Ejercido	Pagado	Cuentas por Pagar Deuda
2160	Material de limpieza	\$175,000.00	-\$90,223.49	\$84,776.51	\$84,776.51	\$0.00	\$84,776.51	\$0.00	\$0.00	\$84,776.51	\$84,776.51	\$0.00
2161	Material de limpieza	\$175,000.00	-\$90,223.49	\$84,776.51	\$84,776.51	\$0.00	\$84,776.51	\$0.00	\$0.00	\$84,776.51	\$84,776.51	\$0.00
2170	Materiales y útiles de enseñanza	\$120,264.87	-\$1,055.19	\$119,209.68	\$119,209.68	\$0.00	\$119,209.68	\$0.00	\$0.00	\$119,209.68	\$119,209.68	\$0.00
2171	Materiales y útiles de enseñanza	\$120,264.87	-\$1,055.19	\$119,209.68	\$119,209.68	\$0.00	\$119,209.68	\$0.00	\$0.00	\$119,209.68	\$119,209.68	\$0.00
2180	Materiales para el registro e identificación de bienes y per	\$5,000.00	-\$725.40	\$4,274.60	\$4,274.60	\$0.00	\$4,274.60	\$0.00	\$0.00	\$4,274.60	\$4,274.60	\$0.00
2181	Materiales para el registro e identificación de bienes y per	\$5,000.00	-\$725.40	\$4,274.60	\$4,274.60	\$0.00	\$4,274.60	\$0.00	\$0.00	\$4,274.60	\$4,274.60	\$0.00
2200	ALIMENTOS Y UTENSILIOS	\$300,000.00	-\$151,592.55	\$148,407.45	\$148,407.45	\$0.00	\$148,407.45	\$0.00	\$0.00	\$148,407.45	\$148,407.45	\$0.00
2210	Productos alimenticios para personas	\$254,000.00	-\$108,429.40	\$145,570.60	\$145,570.60	\$0.00	\$145,570.60	\$0.00	\$0.00	\$145,570.60	\$145,570.60	\$0.00
2211	Productos alimenticios para personas	\$254,000.00	-\$108,429.40	\$145,570.60	\$145,570.60	\$0.00	\$145,570.60	\$0.00	\$0.00	\$145,570.60	\$145,570.60	\$0.00
2230	Utensilios para el servicio de alimentación	\$46,000.00	-\$43,163.15	\$2,836.85	\$2,836.85	\$0.00	\$2,836.85	\$0.00	\$0.00	\$2,836.85	\$2,836.85	\$0.00
2231	Utensilios para el servicio de alimentación	\$46,000.00	-\$43,163.15	\$2,836.85	\$2,836.85	\$0.00	\$2,836.85	\$0.00	\$0.00	\$2,836.85	\$2,836.85	\$0.00
2300	MATERIAS PRIMAS Y MATERIALES DE PRODUCCIÓN	\$15,000.00	-\$9,474.90	\$5,525.10	\$5,525.10	\$0.00	\$5,525.10	\$0.00	\$0.00	\$5,525.10	\$5,525.10	\$0.00
2370	Productos de cuero, piel, plástico y hule adquiridos como	\$15,000.00	-\$9,474.90	\$5,525.10	\$5,525.10	\$0.00	\$5,525.10	\$0.00	\$0.00	\$5,525.10	\$5,525.10	\$0.00
2371	Productos de cuero, piel, plástico y hule adquiridos como	\$15,000.00	-\$9,474.90	\$5,525.10	\$5,525.10	\$0.00	\$5,525.10	\$0.00	\$0.00	\$5,525.10	\$5,525.10	\$0.00
2400	MATERIALES Y ARTÍCULOS DE CONSTRUCCIÓN Y DE	\$393,665.31	\$713,868.23	\$1,107,533.54	\$1,107,533.54	\$0.00	\$1,107,533.54	\$0.00	\$0.00	\$1,107,533.54	\$1,107,533.55	-\$0.01
2410	Productos minerales no metálicos	\$55,000.00	\$106,257.62	\$161,257.62	\$161,257.62	\$0.00	\$161,257.62	\$0.00	\$0.00	\$161,257.62	\$161,257.63	-\$0.01
2411	Productos minerales no metálicos	\$55,000.00	\$106,257.62	\$161,257.62	\$161,257.62	\$0.00	\$161,257.62	\$0.00	\$0.00	\$161,257.62	\$161,257.63	-\$0.01
2420	Cemento y productos de concreto	\$45,000.00	\$59,488.55	\$104,488.55	\$104,488.55	\$0.00	\$104,488.55	\$0.00	\$0.00	\$104,488.55	\$104,488.56	-\$0.01
2421	Cemento y productos de concreto	\$45,000.00	\$59,488.55	\$104,488.55	\$104,488.55	\$0.00	\$104,488.55	\$0.00	\$0.00	\$104,488.55	\$104,488.56	-\$0.01
2430	Cal, yeso y productos de yeso	\$25,000.00	-\$18,596.75	\$6,403.25	\$6,403.25	\$0.00	\$6,403.25	\$0.00	\$0.00	\$6,403.25	\$6,403.25	\$0.00
2431	Cal, yeso y productos de yeso	\$25,000.00	-\$18,596.75	\$6,403.25	\$6,403.25	\$0.00	\$6,403.25	\$0.00	\$0.00	\$6,403.25	\$6,403.25	\$0.00
2440	Madera y productos de madera	\$30,000.00	-\$18,661.00	\$11,339.00	\$11,339.00	\$0.00	\$11,339.00	\$0.00	\$0.00	\$11,339.00	\$11,339.00	\$0.00
2441	Madera y productos de madera	\$30,000.00	-\$18,661.00	\$11,339.00	\$11,339.00	\$0.00	\$11,339.00	\$0.00	\$0.00	\$11,339.00	\$11,339.00	\$0.00
2450	Vidrio y productos de vidrio	\$5,000.00	\$20,955.32	\$25,955.32	\$25,955.32	\$0.00	\$25,955.32	\$0.00	\$0.00	\$25,955.32	\$25,955.32	\$0.00
2451	Vidrio y productos de vidrio	\$5,000.00	\$20,955.32	\$25,955.32	\$25,955.32	\$0.00	\$25,955.32	\$0.00	\$0.00	\$25,955.32	\$25,955.32	\$0.00
2460	Material eléctrico y electrónico	\$53,000.00	\$80,848.76	\$133,848.76	\$133,848.76	\$0.00	\$133,848.76	\$0.00	\$0.00	\$133,848.76	\$133,848.75	\$0.01
2461	Material eléctrico y electrónico	\$53,000.00	\$80,848.76	\$133,848.76	\$133,848.76	\$0.00	\$133,848.76	\$0.00	\$0.00	\$133,848.76	\$133,848.75	\$0.01
2470	Artículos metálicos para la construcción	\$60,665.31	\$252,972.14	\$313,637.45	\$313,637.45	\$0.00	\$313,637.45	\$0.00	\$0.00	\$313,637.45	\$313,637.45	\$0.00
2471	Artículos metálicos para la construcción	\$60,665.31	\$252,972.14	\$313,637.45	\$313,637.45	\$0.00	\$313,637.45	\$0.00	\$0.00	\$313,637.45	\$313,637.45	\$0.00
2480	Materiales complementarios	\$45,000.00	\$87,763.19	\$132,763.19	\$132,763.19	\$0.00	\$132,763.19	\$0.00	\$0.00	\$132,763.19	\$132,763.19	\$0.00
2481	Materiales complementarios	\$45,000.00	\$87,763.19	\$132,763.19	\$132,763.19	\$0.00	\$132,763.19	\$0.00	\$0.00	\$132,763.19	\$132,763.19	\$0.00
2490	Otros materiales y artículos de construcción y reparación	\$75,000.00	\$142,840.40	\$217,840.40	\$217,840.40	\$0.00	\$217,840.40	\$0.00	\$0.00	\$217,840.40	\$217,840.40	\$0.00
2491	Otros materiales y artículos de construcción y reparación	\$75,000.00	\$142,840.40	\$217,840.40	\$217,840.40	\$0.00	\$217,840.40	\$0.00	\$0.00	\$217,840.40	\$217,840.40	\$0.00
2500	PRODUCTOS QUÍMICOS, FARMACÉUTICOS Y DE LABI	\$277,000.00	-\$37,387.14	\$239,612.86	\$239,612.86	\$0.00	\$239,612.86	\$0.00	\$0.00	\$239,612.86	\$239,612.86	\$0.00
2510	Productos químicos básicos	\$75,000.00	-\$58,393.28	\$16,606.72	\$16,606.72	\$0.00	\$16,606.72	\$0.00	\$0.00	\$16,606.72	\$16,606.72	\$0.00



Usr: subplaneacion
Rep: rptEstadoPresupuestoEgresos

Instituto Tecnológico Superior de Tepeaca Estado de Puebla

Estado del Ejercicio del Presupuesto por Capítulo del Gasto Al 31/dic/2020

Fecha y 14/ene/2021

hora de Impresión 04:15 p.m.

Objeto del Gasto		Aprobado	Ampliaciones / (Reducciones)	Presupuesto Vigente	Comprometido	Presupuesto Disponibile para Comprometer	Devengado	Comprometido No Devengado	Presupuesto Sin Devengar	Ejercido	Pagado	Cuentas por Pagar Deuda
2511	Productos químicos básicos	\$75,000.00	-\$58,393.28	\$16,606.72	\$16,606.72	\$0.00	\$16,606.72	\$0.00	\$0.00	\$16,606.72	\$16,606.72	\$0.00
2520	Fertilizantes, pesticidas y otros agroquímicos	\$35,000.00	-\$35,000.00	\$0.00	\$0.00	\$0.00	\$0.00	\$0.00	\$0.00	\$0.00	\$0.00	\$0.00
2521	Fertilizantes, pesticidas y otros agroquímicos	\$35,000.00	-\$35,000.00	\$0.00	\$0.00	\$0.00	\$0.00	\$0.00	\$0.00	\$0.00	\$0.00	\$0.00
2530	Medicinas y productos farmacéuticos	\$27,000.00	-\$17,691.76	\$9,308.24	\$9,308.24	\$0.00	\$9,308.24	\$0.00	\$0.00	\$9,308.24	\$9,308.24	\$0.00
2531	Medicinas y productos farmacéuticos	\$27,000.00	-\$17,691.76	\$9,308.24	\$9,308.24	\$0.00	\$9,308.24	\$0.00	\$0.00	\$9,308.24	\$9,308.24	\$0.00
2540	Materiales, accesorios y suministros médicos	\$25,000.00	-\$9,934.14	\$15,065.86	\$15,065.86	\$0.00	\$15,065.86	\$0.00	\$0.00	\$15,065.86	\$15,065.86	\$0.00
2541	Materiales, accesorios y suministros médicos	\$25,000.00	-\$9,934.14	\$15,065.86	\$15,065.86	\$0.00	\$15,065.86	\$0.00	\$0.00	\$15,065.86	\$15,065.86	\$0.00
2550	Materiales, accesorios y suministros de laboratorio	\$55,000.00	\$26,264.42	\$81,264.42	\$81,264.42	\$0.00	\$81,264.42	\$0.00	\$0.00	\$81,264.42	\$81,264.42	\$0.00
2551	Materiales, accesorios y suministros de laboratorio	\$55,000.00	\$26,264.42	\$81,264.42	\$81,264.42	\$0.00	\$81,264.42	\$0.00	\$0.00	\$81,264.42	\$81,264.42	\$0.00
2560	Fibras sintéticas, hules, plásticos y derivados	\$15,000.00	\$23,924.94	\$38,924.94	\$38,924.94	\$0.00	\$38,924.94	\$0.00	\$0.00	\$38,924.94	\$38,924.94	\$0.00
2561	Fibras sintéticas, hules, plásticos y derivados	\$15,000.00	\$23,924.94	\$38,924.94	\$38,924.94	\$0.00	\$38,924.94	\$0.00	\$0.00	\$38,924.94	\$38,924.94	\$0.00
2590	Otros productos químicos	\$45,000.00	\$33,442.68	\$78,442.68	\$78,442.68	\$0.00	\$78,442.68	\$0.00	\$0.00	\$78,442.68	\$78,442.68	\$0.00
2591	Otros productos químicos	\$45,000.00	\$33,442.68	\$78,442.68	\$78,442.68	\$0.00	\$78,442.68	\$0.00	\$0.00	\$78,442.68	\$78,442.68	\$0.00
2600	COMBUSTIBLES, LUBRICANTES Y ADITIVOS	\$362,795.48	-\$42,467.73	\$320,327.75	\$320,327.75	\$0.00	\$320,327.75	\$0.00	\$0.00	\$320,327.75	\$320,327.75	\$0.00
2610	Combustibles, lubricantes y aditivos	\$362,795.48	-\$42,467.73	\$320,327.75	\$320,327.75	\$0.00	\$320,327.75	\$0.00	\$0.00	\$320,327.75	\$320,327.75	\$0.00
2611	Combustibles	\$347,795.48	-\$39,796.09	\$307,999.39	\$307,999.39	\$0.00	\$307,999.39	\$0.00	\$0.00	\$307,999.39	\$307,999.39	\$0.00
2612	Lubricantes y Aditivos	\$15,000.00	-\$2,671.64	\$12,328.36	\$12,328.36	\$0.00	\$12,328.36	\$0.00	\$0.00	\$12,328.36	\$12,328.36	\$0.00
2700	VESTUARIO, BLANCOS, PRENDAS DE PROTECCIÓN Y	\$212,000.00	\$68,329.27	\$280,329.27	\$280,329.27	\$0.00	\$280,329.27	\$0.00	\$0.00	\$280,329.27	\$280,329.27	\$0.00
2710	Vestuario y uniformes	\$150,000.00	\$46,760.55	\$196,760.55	\$196,760.55	\$0.00	\$196,760.55	\$0.00	\$0.00	\$196,760.55	\$196,760.55	\$0.00
2711	Vestuario y uniformes	\$150,000.00	\$46,760.55	\$196,760.55	\$196,760.55	\$0.00	\$196,760.55	\$0.00	\$0.00	\$196,760.55	\$196,760.55	\$0.00
2720	Prendas de seguridad y protección personal	\$47,000.00	\$13,645.18	\$60,645.18	\$60,645.18	\$0.00	\$60,645.18	\$0.00	\$0.00	\$60,645.18	\$60,645.18	\$0.00
2721	Prendas de seguridad y protección personal	\$47,000.00	\$13,645.18	\$60,645.18	\$60,645.18	\$0.00	\$60,645.18	\$0.00	\$0.00	\$60,645.18	\$60,645.18	\$0.00
2730	Artículos deportivos	\$15,000.00	-\$15,000.00	\$0.00	\$0.00	\$0.00	\$0.00	\$0.00	\$0.00	\$0.00	\$0.00	\$0.00
2731	Artículos deportivos	\$15,000.00	-\$15,000.00	\$0.00	\$0.00	\$0.00	\$0.00	\$0.00	\$0.00	\$0.00	\$0.00	\$0.00
2740	Productos textiles	\$0.00	\$22,923.54	\$22,923.54	\$22,923.54	\$0.00	\$22,923.54	\$0.00	\$0.00	\$22,923.54	\$22,923.54	\$0.00
2741	Productos textiles	\$0.00	\$22,923.54	\$22,923.54	\$22,923.54	\$0.00	\$22,923.54	\$0.00	\$0.00	\$22,923.54	\$22,923.54	\$0.00
2900	HERRAMIENTAS, REFACCIONES Y ACCESORIOS MEN	\$277,793.80	\$530,979.93	\$808,773.73	\$808,773.73	\$0.00	\$808,773.73	\$0.00	\$0.00	\$808,773.73	\$808,773.73	\$0.00
2910	Herramientas menores	\$45,000.00	-\$24,835.49	\$20,164.51	\$20,164.51	\$0.00	\$20,164.51	\$0.00	\$0.00	\$20,164.51	\$20,164.51	\$0.00
2911	Herramientas menores	\$45,000.00	-\$24,835.49	\$20,164.51	\$20,164.51	\$0.00	\$20,164.51	\$0.00	\$0.00	\$20,164.51	\$20,164.51	\$0.00
2920	Refacciones y accesorios menores de edificios	\$18,241.45	\$5,864.76	\$24,106.21	\$24,106.21	\$0.00	\$24,106.21	\$0.00	\$0.00	\$24,106.21	\$24,106.21	\$0.00
2921	Refacciones y accesorios menores de edificios	\$18,241.45	\$5,864.76	\$24,106.21	\$24,106.21	\$0.00	\$24,106.21	\$0.00	\$0.00	\$24,106.21	\$24,106.21	\$0.00
2930	Refacciones y accesorios menores de mobiliario y equipo	\$32,000.00	-\$31,735.52	\$264.48	\$264.48	\$0.00	\$264.48	\$0.00	\$0.00	\$264.48	\$264.48	\$0.00
2931	Refacciones y accesorios menores de mobiliario y equipo	\$32,000.00	-\$31,735.52	\$264.48	\$264.48	\$0.00	\$264.48	\$0.00	\$0.00	\$264.48	\$264.48	\$0.00
2940	Refacciones y accesorios menores de equipo de cómputc	\$74,286.09	\$502,378.32	\$576,664.41	\$576,664.41	\$0.00	\$576,664.41	\$0.00	\$0.00	\$576,664.41	\$576,664.41	\$0.00
2941	Refacciones y accesorios menores de equipo de cómputc	\$74,286.09	\$502,378.32	\$576,664.41	\$576,664.41	\$0.00	\$576,664.41	\$0.00	\$0.00	\$576,664.41	\$576,664.41	\$0.00



Usr: subplaneacion
Rep: rptEstadoPresupuestoEgresos

Instituto Tecnológico Superior de Tepeaca Estado de Puebla

Estado del Ejercicio del Presupuesto por Capítulo del Gasto Al 31/dic/2020

Fecha y 14/ene/2021

hora de Impresión 04:15 p.m.

Objeto del Gasto		Aprobado	Ampliaciones / (Reducciones)	Presupuesto Vigente	Comprometido	Presupuesto Disponibile para Comprometer	Devengado	Comprometido No Devengado	Presupuesto Sin Devengar	Ejercido	Pagado	Cuentas por Pagar Deuda
2960	Refacciones y accesorios menores de equipo de transpor	\$67,266.26	\$111,361.59	\$178,627.85	\$178,627.85	\$0.00	\$178,627.85	\$0.00	\$0.00	\$178,627.85	\$178,627.85	\$0.00
2961	Refacciones y accesorios menores de equipo de transpor	\$67,266.26	\$111,361.59	\$178,627.85	\$178,627.85	\$0.00	\$178,627.85	\$0.00	\$0.00	\$178,627.85	\$178,627.85	\$0.00
2980	Refacciones y accesorios menores de maquinaria y otros	\$26,000.00	-\$19,330.35	\$6,669.65	\$6,669.65	\$0.00	\$6,669.65	\$0.00	\$0.00	\$6,669.65	\$6,669.65	\$0.00
2981	Refacciones y accesorios menores de maquinaria y otros	\$26,000.00	-\$19,330.35	\$6,669.65	\$6,669.65	\$0.00	\$6,669.65	\$0.00	\$0.00	\$6,669.65	\$6,669.65	\$0.00
2990	Refacciones y accesorios menores otros bienes muebles	\$15,000.00	-\$12,723.38	\$2,276.62	\$2,276.62	\$0.00	\$2,276.62	\$0.00	\$0.00	\$2,276.62	\$2,276.62	\$0.00
2991	Refacciones y accesorios menores otros bienes muebles	\$15,000.00	-\$12,723.38	\$2,276.62	\$2,276.62	\$0.00	\$2,276.62	\$0.00	\$0.00	\$2,276.62	\$2,276.62	\$0.00
3000	SERVICIOS GENERALES	\$5,347,402.69	\$1,064,150.79	\$6,411,553.48	\$6,327,780.75	\$83,772.73	\$6,327,780.75	\$0.00	\$83,772.73	\$6,327,780.74	\$6,135,643.74	\$192,137.01
3100	SERVICIOS BÁSICOS	\$629,408.76	-\$204,568.31	\$424,840.45	\$424,840.45	\$0.00	\$424,840.45	\$0.00	\$0.00	\$424,840.45	\$424,840.45	\$0.00
3110	Energía eléctrica	\$211,043.78	-\$85,174.78	\$125,869.00	\$125,869.00	\$0.00	\$125,869.00	\$0.00	\$0.00	\$125,869.00	\$125,869.00	\$0.00
3111	Energía eléctrica	\$211,043.78	-\$85,174.78	\$125,869.00	\$125,869.00	\$0.00	\$125,869.00	\$0.00	\$0.00	\$125,869.00	\$125,869.00	\$0.00
3120	Gas	\$31,389.44	-\$20,325.54	\$11,063.90	\$11,063.90	\$0.00	\$11,063.90	\$0.00	\$0.00	\$11,063.90	\$11,063.90	\$0.00
3121	Gas	\$31,389.44	-\$20,325.54	\$11,063.90	\$11,063.90	\$0.00	\$11,063.90	\$0.00	\$0.00	\$11,063.90	\$11,063.90	\$0.00
3140	Telefonía tradicional	\$7,016.54	-\$163.42	\$6,853.12	\$6,853.12	\$0.00	\$6,853.12	\$0.00	\$0.00	\$6,853.12	\$6,853.12	\$0.00
3141	Telefonía tradicional	\$7,016.54	-\$163.42	\$6,853.12	\$6,853.12	\$0.00	\$6,853.12	\$0.00	\$0.00	\$6,853.12	\$6,853.12	\$0.00
3150	Telefonía celular	\$5,791.00	\$2,313.41	\$8,104.41	\$8,104.41	\$0.00	\$8,104.41	\$0.00	\$0.00	\$8,104.41	\$8,104.41	\$0.00
3151	Telefonía celular	\$5,791.00	\$2,313.41	\$8,104.41	\$8,104.41	\$0.00	\$8,104.41	\$0.00	\$0.00	\$8,104.41	\$8,104.41	\$0.00
3170	Servicios de acceso de Internet, redes y procesamiento d	\$372,668.00	-\$101,228.00	\$271,440.00	\$271,440.00	\$0.00	\$271,440.00	\$0.00	\$0.00	\$271,440.00	\$271,440.00	\$0.00
3171	Servicios de acceso de Internet, redes y procesamiento d	\$372,668.00	-\$101,228.00	\$271,440.00	\$271,440.00	\$0.00	\$271,440.00	\$0.00	\$0.00	\$271,440.00	\$271,440.00	\$0.00
3180	Servicios postales y telegráficos	\$1,500.00	\$10.02	\$1,510.02	\$1,510.02	\$0.00	\$1,510.02	\$0.00	\$0.00	\$1,510.02	\$1,510.02	\$0.00
3181	Servicios postales y telegráficos	\$1,500.00	\$10.02	\$1,510.02	\$1,510.02	\$0.00	\$1,510.02	\$0.00	\$0.00	\$1,510.02	\$1,510.02	\$0.00
3200	SERVICIOS DE ARRENDAMIENTO	\$305,238.09	\$42,107.51	\$347,345.60	\$347,345.60	\$0.00	\$347,345.60	\$0.00	\$0.00	\$347,345.60	\$347,345.60	\$0.00
3220	Arrendamiento de edificios	\$17,886.91	-\$17,886.91	\$0.00	\$0.00	\$0.00	\$0.00	\$0.00	\$0.00	\$0.00	\$0.00	\$0.00
3221	Arrendamiento de edificios	\$17,886.91	-\$17,886.91	\$0.00	\$0.00	\$0.00	\$0.00	\$0.00	\$0.00	\$0.00	\$0.00	\$0.00
3230	Arrendamiento de mobiliario y equipo de administración, €	\$80,939.98	\$9,060.02	\$90,000.00	\$90,000.00	\$0.00	\$90,000.00	\$0.00	\$0.00	\$90,000.00	\$90,000.00	\$0.00
3231	Arrendamiento de mobiliario y equipo de administración, €	\$80,939.98	\$9,060.02	\$90,000.00	\$90,000.00	\$0.00	\$90,000.00	\$0.00	\$0.00	\$90,000.00	\$90,000.00	\$0.00
3260	Arrendamiento de maquinaria, otros equipos y herramient	\$25,000.00	-\$25,000.00	\$0.00	\$0.00	\$0.00	\$0.00	\$0.00	\$0.00	\$0.00	\$0.00	\$0.00
3261	Arrendamiento de maquinaria, otros equipos y herramient	\$25,000.00	-\$25,000.00	\$0.00	\$0.00	\$0.00	\$0.00	\$0.00	\$0.00	\$0.00	\$0.00	\$0.00
3270	Arrendamiento de activos intangibles	\$164,216.08	\$61,494.31	\$225,710.39	\$225,710.39	\$0.00	\$225,710.39	\$0.00	\$0.00	\$225,710.39	\$225,710.39	\$0.00
3271	Arrendamiento de activos intangibles	\$164,216.08	\$61,494.31	\$225,710.39	\$225,710.39	\$0.00	\$225,710.39	\$0.00	\$0.00	\$225,710.39	\$225,710.39	\$0.00
3290	Otros arrendamientos	\$17,195.12	\$14,440.09	\$31,635.21	\$31,635.21	\$0.00	\$31,635.21	\$0.00	\$0.00	\$31,635.21	\$31,635.21	\$0.00
3291	Otros arrendamientos	\$17,195.12	\$14,440.09	\$31,635.21	\$31,635.21	\$0.00	\$31,635.21	\$0.00	\$0.00	\$31,635.21	\$31,635.21	\$0.00
3300	SERVICIOS PROFESIONALES, CIENTÍFICOS, TÉCNICO	\$1,601,373.96	\$273,034.17	\$1,874,408.13	\$1,874,408.13	\$0.00	\$1,874,408.13	\$0.00	\$0.00	\$1,874,408.13	\$1,874,408.13	\$0.00
3310	Servicios legales, de contabilidad, auditoría y relacionado	\$390,598.92	\$156,057.39	\$546,656.31	\$546,656.31	\$0.00	\$546,656.31	\$0.00	\$0.00	\$546,656.31	\$546,656.31	\$0.00
3311	Servicios legales, de contabilidad, auditoría y relacionado	\$390,598.92	\$156,057.39	\$546,656.31	\$546,656.31	\$0.00	\$546,656.31	\$0.00	\$0.00	\$546,656.31	\$546,656.31	\$0.00
3320	Servicios de diseño, arquitectura, ingeniería y actividades	\$0.00	\$75,166.09	\$75,166.09	\$75,166.09	\$0.00	\$75,166.09	\$0.00	\$0.00	\$75,166.09	\$75,166.09	\$0.00



Usr: subplaneacion
Rep: rptEstadoPresupuestoEgresos

Instituto Tecnológico Superior de Tepeaca Estado de Puebla

Estado del Ejercicio del Presupuesto por Capítulo del Gasto Al 31/dic/2020

Fecha y hora de Impresión | 14/ene/2021
04:15 p.m.

Objeto del Gasto		Aprobado	Ampliaciones / (Reducciones)	Presupuesto Vigente	Comprometido	Presupuesto Disponibile para Comprometer	Devengado	Comprometido No Devengado	Presupuesto Sin Devengar	Ejercido	Pagado	Cuentas por Pagar Deuda
3321	Servicios de diseño, arquitectura, ingeniería y actividades	\$0.00	\$75,166.09	\$75,166.09	\$75,166.09	\$0.00	\$75,166.09	\$0.00	\$0.00	\$75,166.09	\$75,166.09	\$0.00
3340	Servicios de capacitación	\$350,000.00	\$24,282.59	\$374,282.59	\$374,282.59	\$0.00	\$374,282.59	\$0.00	\$0.00	\$374,282.59	\$374,282.59	\$0.00
3341	Servicios de capacitación	\$350,000.00	\$24,282.59	\$374,282.59	\$374,282.59	\$0.00	\$374,282.59	\$0.00	\$0.00	\$374,282.59	\$374,282.59	\$0.00
3350	Servicios de investigación científica y desarrollo	\$0.00	\$1,100.00	\$1,100.00	\$1,100.00	\$0.00	\$1,100.00	\$0.00	\$0.00	\$1,100.00	\$1,100.00	\$0.00
3351	Servicios de investigación científica y desarrollo	\$0.00	\$1,100.00	\$1,100.00	\$1,100.00	\$0.00	\$1,100.00	\$0.00	\$0.00	\$1,100.00	\$1,100.00	\$0.00
3360	Servicios de apoyo administrativo, fotocopiado e impresió	\$40,335.81	\$517.33	\$40,853.14	\$40,853.14	\$0.00	\$40,853.14	\$0.00	\$0.00	\$40,853.14	\$40,853.14	\$0.00
3361	Servicios de apoyo administrativo, fotocopiado e impresió	\$40,335.81	\$517.33	\$40,853.14	\$40,853.14	\$0.00	\$40,853.14	\$0.00	\$0.00	\$40,853.14	\$40,853.14	\$0.00
3380	Servicios de vigilancia	\$820,439.23	\$9,480.77	\$829,920.00	\$829,920.00	\$0.00	\$829,920.00	\$0.00	\$0.00	\$829,920.00	\$829,920.00	\$0.00
3381	Servicios de vigilancia	\$820,439.23	\$9,480.77	\$829,920.00	\$829,920.00	\$0.00	\$829,920.00	\$0.00	\$0.00	\$829,920.00	\$829,920.00	\$0.00
3390	Servicios profesionales, científicos y técnicos integrales	\$0.00	\$6,430.00	\$6,430.00	\$6,430.00	\$0.00	\$6,430.00	\$0.00	\$0.00	\$6,430.00	\$6,430.00	\$0.00
3391	Servicios profesionales, científicos y técnicos integrales	\$0.00	\$6,430.00	\$6,430.00	\$6,430.00	\$0.00	\$6,430.00	\$0.00	\$0.00	\$6,430.00	\$6,430.00	\$0.00
3400	SERVICIOS FINANCIEROS, BANCARIOS Y COMERCIAI	\$265,729.20	-\$60,490.64	\$205,238.56	\$205,238.56	\$0.00	\$205,238.56	\$0.00	\$0.00	\$205,238.55	\$205,238.57	-\$0.01
3410	Servicios financieros y bancarios	\$40,000.00	-\$28,577.92	\$11,422.08	\$11,422.08	\$0.00	\$11,422.08	\$0.00	\$0.00	\$11,422.08	\$11,422.08	\$0.00
3411	Servicios financieros y bancarios	\$40,000.00	-\$28,577.92	\$11,422.08	\$11,422.08	\$0.00	\$11,422.08	\$0.00	\$0.00	\$11,422.08	\$11,422.08	\$0.00
3450	Seguro de bienes patrimoniales	\$135,000.00	-\$50,589.08	\$84,410.92	\$84,410.92	\$0.00	\$84,410.92	\$0.00	\$0.00	\$84,410.92	\$84,410.92	\$0.00
3451	Seguro de bienes patrimoniales	\$135,000.00	-\$50,589.08	\$84,410.92	\$84,410.92	\$0.00	\$84,410.92	\$0.00	\$0.00	\$84,410.92	\$84,410.92	\$0.00
3470	Fletes y maniobras	\$729.20	-\$655.87	\$73.33	\$73.33	\$0.00	\$73.33	\$0.00	\$0.00	\$73.33	\$73.33	\$0.00
3471	Fletes y maniobras	\$729.20	-\$655.87	\$73.33	\$73.33	\$0.00	\$73.33	\$0.00	\$0.00	\$73.33	\$73.33	\$0.00
3480	Comisiones por ventas	\$90,000.00	\$19,332.23	\$109,332.23	\$109,332.23	\$0.00	\$109,332.23	\$0.00	\$0.00	\$109,332.22	\$109,332.24	-\$0.01
3481	Comisiones por ventas	\$90,000.00	\$19,332.23	\$109,332.23	\$109,332.23	\$0.00	\$109,332.23	\$0.00	\$0.00	\$109,332.22	\$109,332.24	-\$0.01
3500	SERVICIOS DE INSTALACIÓN, REPARACIÓN, MANTEN	\$310,672.68	\$1,674,256.86	\$1,984,929.54	\$1,984,929.54	\$0.00	\$1,984,929.54	\$0.00	\$0.00	\$1,984,929.54	\$1,984,929.53	\$0.01
3510	Conservación y mantenimiento menor de inmuebles	\$75,000.00	\$1,746,021.59	\$1,821,021.59	\$1,821,021.59	\$0.00	\$1,821,021.59	\$0.00	\$0.00	\$1,821,021.59	\$1,821,021.58	\$0.01
3511	Conservación y mantenimiento menor de inmuebles	\$75,000.00	\$1,746,021.59	\$1,821,021.59	\$1,821,021.59	\$0.00	\$1,821,021.59	\$0.00	\$0.00	\$1,821,021.59	\$1,821,021.58	\$0.01
3520	Instalación, reparación y mantenimiento de mobiliario y ex	\$35,275.68	-\$17,215.74	\$18,059.94	\$18,059.94	\$0.00	\$18,059.94	\$0.00	\$0.00	\$18,059.94	\$18,059.94	\$0.00
3521	Instalación, reparación y mantenimiento de mobiliario y ex	\$35,275.68	-\$17,215.74	\$18,059.94	\$18,059.94	\$0.00	\$18,059.94	\$0.00	\$0.00	\$18,059.94	\$18,059.94	\$0.00
3530	Instalación, reparación y mantenimiento de equipo de cón	\$31,617.00	-\$5,084.20	\$26,532.80	\$26,532.80	\$0.00	\$26,532.80	\$0.00	\$0.00	\$26,532.80	\$26,532.80	\$0.00
3531	Instalación, reparación y mantenimiento de equipo de cón	\$31,617.00	-\$5,084.20	\$26,532.80	\$26,532.80	\$0.00	\$26,532.80	\$0.00	\$0.00	\$26,532.80	\$26,532.80	\$0.00
3550	Reparación y mantenimiento de equipo de transporte	\$36,000.00	\$80,008.62	\$116,008.62	\$116,008.62	\$0.00	\$116,008.62	\$0.00	\$0.00	\$116,008.62	\$116,008.62	\$0.00
3551	Reparación y mantenimiento de equipo de transporte	\$36,000.00	\$80,008.62	\$116,008.62	\$116,008.62	\$0.00	\$116,008.62	\$0.00	\$0.00	\$116,008.62	\$116,008.62	\$0.00
3570	Instalación, reparación y mantenimiento de maquinaria, o	\$37,500.00	-\$34,193.41	\$3,306.59	\$3,306.59	\$0.00	\$3,306.59	\$0.00	\$0.00	\$3,306.59	\$3,306.59	\$0.00
3571	Instalación, reparación y mantenimiento de maquinaria, o	\$37,500.00	-\$34,193.41	\$3,306.59	\$3,306.59	\$0.00	\$3,306.59	\$0.00	\$0.00	\$3,306.59	\$3,306.59	\$0.00
3580	Servicios de limpieza y manejo de desechos	\$45,000.00	-\$45,000.00	\$0.00	\$0.00	\$0.00	\$0.00	\$0.00	\$0.00	\$0.00	\$0.00	\$0.00
3581	Servicios de limpieza y manejo de desechos	\$45,000.00	-\$45,000.00	\$0.00	\$0.00	\$0.00	\$0.00	\$0.00	\$0.00	\$0.00	\$0.00	\$0.00
3590	Servicios de jardinería y fumigación	\$50,280.00	-\$50,280.00	\$0.00	\$0.00	\$0.00	\$0.00	\$0.00	\$0.00	\$0.00	\$0.00	\$0.00
3591	Servicios de jardinería y fumigación	\$50,280.00	-\$50,280.00	\$0.00	\$0.00	\$0.00	\$0.00	\$0.00	\$0.00	\$0.00	\$0.00	\$0.00



Usr: subplaneacion
Rep: rptEstadoPresupuestoEgresos


Instituto Tecnológico Superior de Tepeaca Estado de Puebla

Estado del Ejercicio del Presupuesto por Capítulo del Gasto Al 31/dic/2020


Fecha y hora de Impresión | 14/ene/2021
04:15 p.m.


Objeto del Gasto		Aprobado	Ampliaciones / (Reducciones)	Presupuesto Vigente	Comprometido	Presupuesto Disponibile para Comprometer	Devengado	Comprometido No Devengado	Presupuesto Sin Devengar	Ejercido	Pagado	Cuentas por Pagar Deuda
3600	SERVICIOS DE COMUNICACIÓN SOCIAL Y PUBLICIDA	\$220,000.00	-\$32,215.73	\$187,784.27	\$187,784.27	\$0.00	\$187,784.27	\$0.00	\$0.00	\$187,784.27	\$187,784.27	\$0.00
3610	Difusión por radio, televisión y otros medios de mensajes	\$220,000.00	-\$32,215.73	\$187,784.27	\$187,784.27	\$0.00	\$187,784.27	\$0.00	\$0.00	\$187,784.27	\$187,784.27	\$0.00
3611	Difusión por radio, televisión y otros medios de mensajes	\$220,000.00	-\$32,215.73	\$187,784.27	\$187,784.27	\$0.00	\$187,784.27	\$0.00	\$0.00	\$187,784.27	\$187,784.27	\$0.00
3700	SERVICIOS DE TRASLADO Y VIÁTICOS	\$191,500.00	-\$137,194.70	\$54,305.30	\$54,305.30	\$0.00	\$54,305.30	\$0.00	\$0.00	\$54,305.30	\$54,305.30	\$0.00
3720	Pasajes terrestres	\$52,000.00	-\$43,705.00	\$8,295.00	\$8,295.00	\$0.00	\$8,295.00	\$0.00	\$0.00	\$8,295.00	\$8,295.00	\$0.00
3721	Pasajes terrestres Nacionales	\$52,000.00	-\$43,705.00	\$8,295.00	\$8,295.00	\$0.00	\$8,295.00	\$0.00	\$0.00	\$8,295.00	\$8,295.00	\$0.00
3750	Viáticos en el país	\$136,000.00	-\$89,989.70	\$46,010.30	\$46,010.30	\$0.00	\$46,010.30	\$0.00	\$0.00	\$46,010.30	\$46,010.30	\$0.00
3751	Viáticos en el país	\$136,000.00	-\$89,989.70	\$46,010.30	\$46,010.30	\$0.00	\$46,010.30	\$0.00	\$0.00	\$46,010.30	\$46,010.30	\$0.00
3780	Servicios integrales de traslado y viáticos	\$3,500.00	-\$3,500.00	\$0.00	\$0.00	\$0.00	\$0.00	\$0.00	\$0.00	\$0.00	\$0.00	\$0.00
3781	Servicios integrales de traslado y viáticos	\$3,500.00	-\$3,500.00	\$0.00	\$0.00	\$0.00	\$0.00	\$0.00	\$0.00	\$0.00	\$0.00	\$0.00
3800	SERVICIOS OFICIALES	\$270,500.00	-\$59,133.24	\$211,366.76	\$167,986.77	\$43,379.99	\$167,986.77	\$0.00	\$43,379.99	\$167,986.77	\$167,986.77	\$0.00
3820	Gastos de orden social y cultural	\$185,500.00	\$25,866.76	\$211,366.76	\$167,986.77	\$43,379.99	\$167,986.77	\$0.00	\$43,379.99	\$167,986.77	\$167,986.77	\$0.00
3821	Gastos de orden social y cultural	\$185,500.00	\$25,866.76	\$211,366.76	\$167,986.77	\$43,379.99	\$167,986.77	\$0.00	\$43,379.99	\$167,986.77	\$167,986.77	\$0.00
3830	Congresos y convenciones	\$85,000.00	-\$85,000.00	\$0.00	\$0.00	\$0.00	\$0.00	\$0.00	\$0.00	\$0.00	\$0.00	\$0.00
3831	Congresos y convenciones	\$85,000.00	-\$85,000.00	\$0.00	\$0.00	\$0.00	\$0.00	\$0.00	\$0.00	\$0.00	\$0.00	\$0.00
3900	OTROS SERVICIOS GENERALES	\$1,552,980.00	-\$431,645.13	\$1,121,334.87	\$1,080,942.13	\$40,392.74	\$1,080,942.13	\$0.00	\$40,392.74	\$1,080,942.13	\$888,805.12	\$192,137.01
3920	Impuestos y derechos	\$342,972.00	-\$219,308.26	\$123,663.74	\$83,271.00	\$40,392.74	\$83,271.00	\$0.00	\$40,392.74	\$83,271.00	\$83,271.00	\$0.00
3921	Impuestos y derechos	\$342,972.00	-\$219,308.26	\$123,663.74	\$83,271.00	\$40,392.74	\$83,271.00	\$0.00	\$40,392.74	\$83,271.00	\$83,271.00	\$0.00
3980	Impuesto sobre nóminas y otros que se deriven de una re	\$1,022,008.00	-\$141,388.79	\$880,619.21	\$880,619.21	\$0.00	\$880,619.21	\$0.00	\$0.00	\$880,619.21	\$688,482.20	\$192,137.01
3981	Impuesto sobre nóminas y otros que se deriven de una re	\$1,022,008.00	-\$141,388.79	\$880,619.21	\$880,619.21	\$0.00	\$880,619.21	\$0.00	\$0.00	\$880,619.21	\$688,482.20	\$192,137.01
3990	Otros servicios generales	\$188,000.00	-\$70,948.08	\$117,051.92	\$117,051.92	\$0.00	\$117,051.92	\$0.00	\$0.00	\$117,051.92	\$117,051.92	\$0.00
3991	Otros servicios generales	\$188,000.00	-\$70,948.08	\$117,051.92	\$117,051.92	\$0.00	\$117,051.92	\$0.00	\$0.00	\$117,051.92	\$117,051.92	\$0.00
5000	BIENES MUEBLES, INMUEBLES E INTANGIBLES	\$490,697.05	-\$390,697.05	\$100,000.00	\$50,000.00	\$50,000.00	\$50,000.00	\$0.00	\$50,000.00	\$50,000.00	\$50,000.00	\$0.00
5100	MOBILIARIO Y EQUIPO DE ADMINISTRACIÓN	\$131,000.00	-\$131,000.00	\$0.00	\$0.00	\$0.00	\$0.00	\$0.00	\$0.00	\$0.00	\$0.00	\$0.00
5150	Equipo de cómputo y de tecnología de la información	\$131,000.00	-\$131,000.00	\$0.00	\$0.00	\$0.00	\$0.00	\$0.00	\$0.00	\$0.00	\$0.00	\$0.00
5151	Equipo de cómputo y de tecnología de la información	\$131,000.00	-\$131,000.00	\$0.00	\$0.00	\$0.00	\$0.00	\$0.00	\$0.00	\$0.00	\$0.00	\$0.00
5300	EQUIPO E INSTRUMENTAL MÉDICO Y DE LABORATORIO	\$316,890.05	-\$216,890.05	\$100,000.00	\$50,000.00	\$50,000.00	\$50,000.00	\$0.00	\$50,000.00	\$50,000.00	\$50,000.00	\$0.00
5310	Equipo médico y de laboratorio	\$13,688.00	\$86,312.00	\$100,000.00	\$50,000.00	\$50,000.00	\$50,000.00	\$0.00	\$50,000.00	\$50,000.00	\$50,000.00	\$0.00
5311	Equipo médico y de laboratorio	\$13,688.00	\$86,312.00	\$100,000.00	\$50,000.00	\$50,000.00	\$50,000.00	\$0.00	\$50,000.00	\$50,000.00	\$50,000.00	\$0.00
5320	Instrumental médico y de laboratorio	\$303,202.05	-\$303,202.05	\$0.00	\$0.00	\$0.00	\$0.00	\$0.00	\$0.00	\$0.00	\$0.00	\$0.00
5321	Instrumental médico y de laboratorio	\$303,202.05	-\$303,202.05	\$0.00	\$0.00	\$0.00	\$0.00	\$0.00	\$0.00	\$0.00	\$0.00	\$0.00
5600	MAQUINARIA, OTROS EQUIPOS Y HERRAMIENTAS	\$42,807.00	-\$42,807.00	\$0.00	\$0.00	\$0.00	\$0.00	\$0.00	\$0.00	\$0.00	\$0.00	\$0.00
5660	Equipos de generación eléctrica, aparatos y accesorios el	\$10,698.00	-\$10,698.00	\$0.00	\$0.00	\$0.00	\$0.00	\$0.00	\$0.00	\$0.00	\$0.00	\$0.00
5661	Equipos de generación eléctrica, aparatos y accesorios el	\$10,698.00	-\$10,698.00	\$0.00	\$0.00	\$0.00	\$0.00	\$0.00	\$0.00	\$0.00	\$0.00	\$0.00
5670	Herramientas y máquinas-herramienta	\$16,135.00	-\$16,135.00	\$0.00	\$0.00	\$0.00	\$0.00	\$0.00	\$0.00	\$0.00	\$0.00	\$0.00

Objeto del Gasto		Aprobado	Ampliaciones / (Reducciones)	Presupuesto Vigente	Comprometido	Presupuesto Disponibile para Comprometer	Devengado	Comprometido No Devengado	Presupuesto Sin Devengar	Ejercido	Pagado	Cuentas por Pagar Deuda
5671	Herramientas y máquinas-herramienta	\$16,135.00	-\$16,135.00	\$0.00	\$0.00	\$0.00	\$0.00	\$0.00	\$0.00	\$0.00	\$0.00	\$0.00
5690	Otros equipos	\$15,974.00	-\$15,974.00	\$0.00	\$0.00	\$0.00	\$0.00	\$0.00	\$0.00	\$0.00	\$0.00	\$0.00
5691	Otros equipos	\$15,974.00	-\$15,974.00	\$0.00	\$0.00	\$0.00	\$0.00	\$0.00	\$0.00	\$0.00	\$0.00	\$0.00
Total		\$44,130,734.25	-\$3,476,940.84	\$47,607,675.09	\$47,473,902.36	\$133,772.73	\$47,473,902.36	\$0.00	\$133,772.73	\$47,473,902.35	\$44,267,736.55	\$3,206,165.81


DRA. MARIA LUISA JUAREZ HERNANDEZ
DIRECTORA GENERAL


MI. GABRIELA CECILIA PORTES FLORES LARA
SUBDIRECTORA DE PLANEACIÓN Y EVALUACIÓN


LGAP. MARIA AZUCENA ARRIETA OCHOA
JEFA DPTO. RECURSOS FINANCIEROS Y CONTABILIDAD


M.A. SELENE CABANAS AGUILERA
DIRECTORA DE PLANEACION, ADMINISTRACION Y FINANZAS


MIA. JOSÉ GUADALUPE AGUILAR JIMÉNEZ
SUBDIRECTOR DE ADMINISTRACIÓN Y FINANZAS



INSTITUTO TECNOLÓGICO
SUPERIOR DE TEPEACA